

Experience the
epitome of luxury



Nabhraj Builders & Developers Pvt. Ltd.

Email - nabhraj@yahoo.com Website - www.nabhrajgroup.com

Office Address

"Nabhraj Nandanvan", Opp. Airport, Chikalthana, Jalna Road, Aurangabad.

Site Address

Plot No. 21, Samrat Nagar, Near Roplekar Hospital, Shahanoorwadi, Chh. Sambhaji Nagar.

Booking Contact

8888 4408 88, 9923 9444 24

C R E D I T S

Architect
Anurag Butole

RCC Consultant
Rajesh Vargantwar

Legal Advisor
Prakash Paithankar

Rendering & Media
Elevation Studio

Disclaimer : This brochure is purely conceptual & not a legal offering. The plans, specifications, images & other details herein are indicative, furniture & accessories will not be provided by the developer & the developer / owner reserves all the rights to change. All dimensions mentioned in the drawings may vary / differ due to construction contingencies & site conditions. All dimensions are shown from unfinished surfaces. The printed material does not constitute a offer of any type between the developer / owner & the recipient. Any purchase / lease of this development shall be governed by terms & conditions of agreement for sale / lease entered into between parties & no details mentioned in this printed material shall in any way govern such transaction.






THE GOLDEN LIFESTYLE

We all dream of a Home lasting & true. Here's an address that promises to elevate not just lifestyle, but the fabric of the entire neighborhood. Luxurious Flats set amidst the retail & commercial spaces of the future heighten the convenience that Nabhraj Ameya is set to offer. With inspiring spaces inside out, prepare to & shine from within. A Golden Home for Golden Family.






Ground Floor Plan



1st to 6th Floor Plan



SPECIFICATIONS

Structure

- RCC framed structure with internal wall of 4" & external wall of 6" thick in AAC block work/brick work.

Flooring

- All Rooms & Passage :- 600x600 / 1200x600 Simpolo / Kajaria or Equivalent vitrified tiles.
- Toilet Dado :- 300x450 wall tiles upto lintel level.
- Common Passage Of Stair Cases :- 600x600 (Vitrified / Ceramic) tiles.
- Stair Case Steps :- Natural stone / Vitrified tiles.

Doors

- Decorative main door with both side laminations with teak wood frame or plywood frame.
- Toilet doors are of granite frame with pinewood flush doors with side laminations / wood plastic composite door shutter (WPC).
- Rest of the doors are of plywood / granite frame with pinewood flush doors with both side laminations.

Windows

- Powder coated aluminum sliding windows / doors with mosquito net & granite window sill on all 4 sides of windows.

Kitchen

- Kitchen platform in granite with S.S. sink.
- Wall tiles up to lintel level & provision of exhaust fan.

Toilet

- Sanitary Fixtures- Standard.
- Plumbing Fixtures- Standard.

Electrical

- Concealed wiring with modular switches (Anchor / Legrand or Equivalent).
- A.C. Point in all bedrooms & invertors point in each room.

Painting

- Internal: Wall Putty / Gypsum wall punning & plastic paint for internal walls.
- External: Premium quality acrylic paint.

Plumbing

- Concealed plumbing with hot & cold mixer unit in each toilet (Jaquar / Plumb tech or Equivalent).
- Standard sanitary fitting in all the toilets.

Parking

- Parking space with paving blocks/parking tiles/tremix & one - 4 wheeler parking space for each flat (covered or open parking).

Water Tank

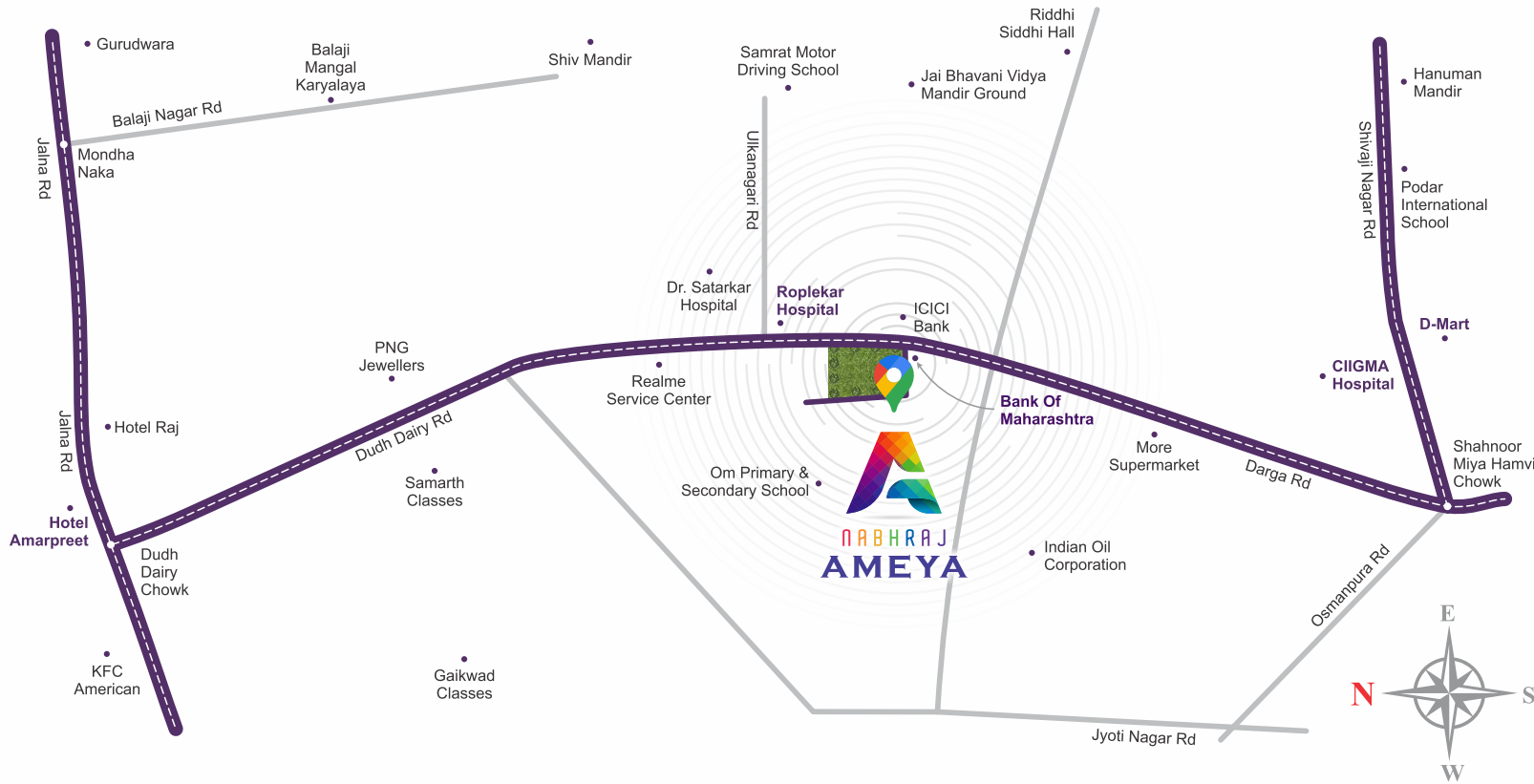
- Common over head & underground water tank with separate partition for domestic use & portable water with electric motor.

Lift

- Lift with battery backup (Otis / Schindler / Kone or Equivalent)

LOCATION MAP

Not to Scale



AMENITIES

Electronic Vehicle Charging Point. (Optional)

Solar Panels for Common Area Lighting.

Battery Backup for Lift.

Mechanical Stack Parking. (Optional)

CCTV At Designated Areas.

